



Within 4 walls of your own,
you are free.

Persian proverb

Site Hoardings and Dust Partition Walls

Partition Walls – What Types to Use, Why and Where? Site Hoardings and Dust Partitions for Indoor and Outdoor Use

*Every building owner, architect and site manager has been faced with situations requiring temporary **enclosure or partitioning of construction or renovation work sites**. Whether the site is outdoors or indoors, the partitioning walls must be **sturdy and secure** and minimize disturbance of nearby areas. And of course they must be easy to install, cost-efficient and **pleasing to the eye**.*

*With their site hoarding walls and dust partition systems, Interplast provides answers to your site partitioning problems. **ISO-PROTECT** hoardings reliably secure your **outdoor** job sites against unwanted intruders. **ISO-CLEAN** dust partition walls make **indoor** construction work extremely easy with minimum bother and mess.*

*Both ISO-PROTECT and ISO-CLEAN are also ideal for crowd control and highly visible presentation of **advertising, corporate identity** and/or other information as desired.*




- * Moisture-proof
- * Weather-proof
- * Easy to (dis)assemble on site
- * Long service life, in- and outdoors

While both wall systems are **similar** in function and provide users comparable **benefits**, they each have their own specialized applications in the construction industry.*

Although **extremely lightweight**, both systems are **rugged** and have **outstanding compressive and impact strength**. Their smooth, level surfaces are ideal **showcases** for corporate identity, advertising and other information of all types. These featherlight structured-core panels **facilitate transport** as they are **dirt-repellent** and **easy to handle**. They require only minimum equipment and personnel for handling and allow space-saving, cost-effective storage. In addition they are **reusable, environment-friendly** and 100 % recyclable.

The sum of all these benefits is **highest cost efficiency**.



ISO-PROTECT®
Bauwand-System

* ISO-PROTECT
Typical application



The ISO-PROTECT Hoarding Wall System

The ISO-PROTECT hoarding system reliably cordons off your work site **whether above-ground or underground**. Experts praise it as a complete **site security system** which **keeps unauthorized personnel** and curious spectators **out of the site**. Our wall systems have a particularly modern and **eye-pleasing appearance** as compared to fences or screen barriers. ISO-PROTECT also serves as a **routing system** to **direct crowd traffic** at trade shows, concerts, sports matches and other events. ISO-PROTECT's **smooth** and **easy-to-clean surface** is an **outstanding platform for messages** of all types including corporate identity logos, advertising, crowd routing, identification of building contractors, owner and/or architects, etc. etc.

Their portability, low transport weight and easy installation make them the professional solution wherever **quick dismantling and relocation** are required. Their special design allows repeated reuse. ISO-PROTECT is weather-resistant, environment-friendly and 100 % recyclable. Wind tunnel tests conducted at **air speeds of up to 135 km/h** have successfully documented their outstanding strength and durability.

Product Programme	Hoarding Walls
Structured-core panel	ISO-PROTECT 10/2000 approx. 10 mm thick, area weight 2000 g/m ²
Dimensions / design	2.4 x 2.1 m / closed edges on top and one side. Colour: grey (approx. RAL 7001) or black (made with regrind resin)



* ISO-PROTECT
Typical application (rear view)

Installation of Site Hoarding System

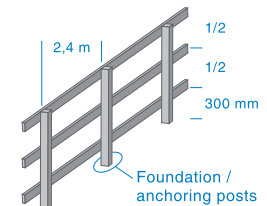



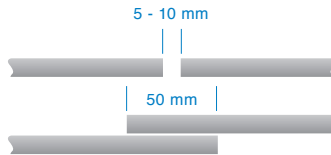
Wherever your site may be, on meadows, plowed farmland, sand, gravel, concrete, crushed rock or asphalt, the ISO-PROTECT site wall system is **perfectly adaptable to all subsurface conditions** and can be easily and quickly installed.



Step 1: The Support Frame

Wooden posts 120 mm x 160 mm are used as supports to **withstand the forces** (due to e.g. strong winds and rain) acting on the hoarding wall system. The posts are driven into nonpaved subsurfaces at intervals of 2.4 m. Planking 30 mm in thickness is then screwed onto the posts at three different heights, providing **continuous rails** for lateral reinforcement. The upper edge of the highest rail is even with the upper edge of the ISO-PROTECT panel. Securing of the foundation is done as specified by the building contractor. When ISO-PROTECT is used over paved subsurfaces (asphalt, concrete, etc.), secure support is realized by sturdy bases available in several different designs.





Step 2: The Panel Joints

ISO-PROTECT hoardings are normally installed with a **gap** of 5 to 10 mm between adjacent panels to allow for **thermal expansion**. The panels can **also** be installed in an overlap configuration with 50 mm **overlap** at the joint.

Step 3: Mounting on Frame

Mounting of the panels on the support frame is best done with **stainless-steel button head screws** and finishing washers at least 26 mm in diameter. In some (outdoor) applications use of a **ring seal** is advised **with the washer**. The required screw spacing depends on the forces and wind speeds expected at the site. Please refer to the table at right.

Requirements	Wind speed	Screws	Screw type	Foundation
Normal	up to 100 km/h	12 screws (3 x 4)	4.5 mm x 45 mm with seal and 26 mm finishing washer	Strong anchoring and stable subsurface required
Heavy duty	up to 130 km/h	15 screws (3 x 5)	„	„



* ISO-CLEAN
Typical application (rear view)

Installation of Dust Partition Wall System

Step 1: The Support Frame

Patented Quick-Mounting System

Interplast's innovative, **highly versatile** quick-mounting system is ideal for use in rooms with **ceiling heights up to 3.5 meters**. The frame features **extendable vertical supports** which are wedged in place between the floor and the ceiling. The posts incorporate a **patented rail system** allowing extension to the exact ceiling height required. The *Quick-Mount System* provides users substantial advantages with its **extremely fast and easy installation and disassembly**.

Standard System

The standard system frame incorporates 80 x 120 mm vertical **wooden posts** spaced at 2.4 m intervals. These are firmly wedged in position between the floor and ceiling and secured in place. Lateral slats 30 mm in thickness spaced at 1.5 m or smaller intervals interconnect the vertical posts. The ISO-CLEAN **panels** are **screw mounted** onto these slats. Access doors or similar components are normally fixed directly onto the support frame. This sturdy and durable design is ideally suited for rooms with **high ceilings**, serving reliably even in **long-term use**.



Step 2: The Panel Joints

ISO-CLEAN panels can be **easily cut to size with hand saws to accommodate specific site dimensions**. They are always installed in a **butt-joint configuration**. If necessary the joint is easily sealed off with adhesive tape or elastic stripping to provide a secure **dust-proof wall**. What more can you expect from a dust barrier system for indoor construction and renovation?

Step 3: Screw-Mounting

Only nine DIN 7995 **button-head screws** 35 mm in length are required to fix each 5 m² panel in position on the frame. **Finishing washers** at least 20 mm in diameter are included under the screws. Installation can't get much easier than that ...

Step 4: Floor Protection

When work is done in rooms with damage-sensitive flooring (e.g. parquet, carpet or stone), the floors can be protected with our **Floor Covering Panels**. These hollow-core panels are cut to size as required and **easily laid out** over the entire floor or parts thereof as required. The panels are **joined** together **using conventional adhesive tape**. The panels are available in widths up to 2.4 m.




ISO-CLEAN Dust Partition Walls

ISO-CLEAN dust control systems **partition rooms of all kinds** in a modern and eye-pleasing manner. They **securely** separate the work zone from areas in normal use and **control spreading of dust and debris**. Areas near the work zone remain available for commercial or residential use without bothersome dirt and dust. This is of prime importance in areas with heavy visitor traffic such as shopping malls, open-plan offices, hotels, etc. - i.e. wherever pedestrians or employees are numerous and close by.

This indoor partitioning system provides **unique benefits**, combining **ultra-lightweight construction** with **rugged strength and durability**. Its **ease of installation and dis-assembly even in cramped spaces** has earned praise from enthusiastic users in many countries. ISO-CLEAN has outstanding fire resistance (B1 rating according to DIN 4102 Part 1), ensuring highest safety and versatility even in long-term use. By clearly bordering off and defining work zones, the system encourages efficient work procedures. Its **smooth white surface** has a clean and neat appearance and is **ideal for corporate logos, advertising** or other information.


Product Programme	Dust Partition Walls	Floor Covering Panels
Structured-core panel	ISO-CLEAN 10/2000 approx. 10 mm thick, 2000 g/m ²	ISO-CLEAN 5/2000 approx. 5 mm thick, 1000 g/m ²
Dimensions / design	2.4 x 2.1 m / open edges Colour: white	2.4 x 2.1 m / open edges Colour: white



Typical application *
Zürich Airport



* ISO-CLEAN
Typical application



LEUPLEX

interplast

Our Promise

At Interplast, we focus on coming up with new, surprising ideas – today we're thinking about your requirements for tomorrow. In looking for new ways to solve your problems, we are not afraid to take unconventional paths, relying on imagination for uncommon solutions along with courage to travel uncommon routes. By keeping our eyes open and constantly learning more, we break through barriers and set new standards. True to our roots as a family-owned company, we listen exactly to what you have to say and attach utmost importance to fairness in our business relationships. At Interplast, our employees, customers and suppliers are fully committed with their hearts and their minds and work together as partners.



A Member of Infinex Group
www.infinex-group.de

Interplast Kunststoffe GmbH · Heinrich-Schickhardt-Straße 1 · 72221 Haiterbach (Germany)
Telephone: +49 (0) 74 56-9 30 08-0 · Telefax: +49 (0) 74 56-9 30 08-86 · info@interplast.de
www.interplast.de